

MARRET TACTICAL DISTRESSED DEBT FUND – CLASS A (CAD)

As at January 31, 2019



Fundserv Codes

Series A (CAD)	CIG47050
Series A (USD)	CIG47051

Details

Date of Inception	12-May-17
Management Fee	75 bps
Performance Fees	10% over no hurdle
Subscriptions/ Redemptions	Opportunistic reopenings per term sheet
Total Fund Assets	\$32,092,558.03
NAV per Unit	\$10.04

Yield Information* (%)

Total Long Exposure	54.10
Total Short Exposure	5.70
Net Exposure	48.41
Yield to Maturity	4.02
Yield to Worst	3.97
Current Yield	3.59
Total Duration	1.03

*Yields noted above are for the total portfolio, including cash at January 31, 2019.

Standard Deviation	8.07
Sharpe Ratio (Rfr = 4%)	0.47
% of Positive Months	52.38
Maximum Drawdown	(7.37)
Best Month*	6.47
Worst Month*	(6.30)
Correlation	0.84
Upside Downside Capture	(1.18)

*Best/worst month is since inception.

Standard Performance (%)¹

1 Mth	6.47
3 Mth	0.37
6 Mth	0.02
YTD	6.47
1 Yr	6.59
3 Yr	N/A
5 Yr	N/A
Since Inception	3.90

1. Returns are net of fees, assuming reinvestment of dividends, interest and other earnings. 3-year, 5-year, and since-inception returns are annual compound total returns.

Investment Objective

The primary objective of the Fund is to achieve capital appreciation and income and provide unitholders with positive absolute returns.

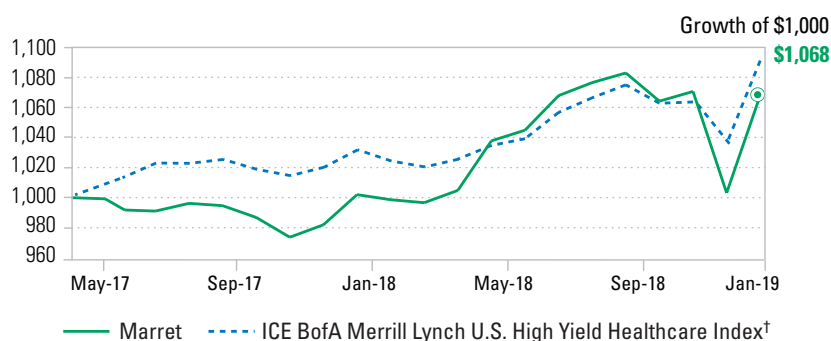
Investment Strategy

To achieve the Investment Objective, the Fund intends to periodically identify an industry sector and investment theme and then to invest primarily in non-investment grade corporate debt in such industry in accordance with the investment theme identified. This Investment Mandate will pursue an opportunistic investment strategy has a current focus on the healthcare industry. The Fund will only invest in one Investment Mandate at any time and when the Manager identifies that the Investment Mandate no longer will provide the necessary returns to achieve the Investment Objective, the Fund's portfolio investments will be liquidated and unitholders will be entitled to remain invested in the Fund to participate in the subsequent Investment Mandate or redeem their Units.

Why Invest

- Experienced Portfolio management team, led by Barry Allan, with over 90 years of combined experience.
- Marret has a deep experience base in high yield markets and has covered Healthcare companies for over 20 years.
- Concentrated, tactical portfolio with equity and market hedges.

Portfolio Performance (as at January 31, 2019)



Fund Performance %

	Jan	Feb	Mar	Apr	May	Jun	Jul	Aug	Sep	Oct	Nov	Dec	YTD
2019	6.47	-	-	-	-	-	-	-	-	-	-	-	6.47
2018	2.04	(0.34)	(0.20)	0.82	3.28	0.68	2.20	0.81	0.59	(1.73)	0.61	(6.30)	2.16
2017	-	-	-	-	(0.08)	(0.74)	(0.07)	0.52	(0.16)	(0.79)	(1.33)	0.85	(1.80)

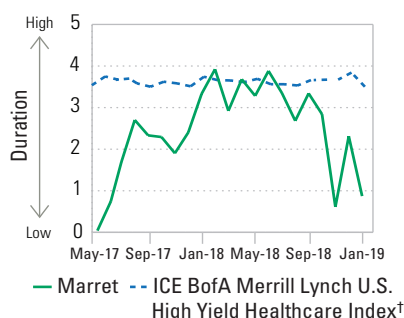
¹The fund will pursue an opportunistic investment strategy, which has a current focus on the healthcare industry. The ICE BofA Merrill Lynch US High Yield Healthcare Index (HOHL) provides investors with a market backdrop, helping them to frame the fund's performance. Provided that the fund's mandate enables flexibility on geographies, strategies, and securities, we selected this index as the most representative amongst those available. The index consists of U.S. dollar-denominated below investment grade corporate debt issued in the U.S. market, compared to the Fund which invests in debt issued in both the U.S. and Canadian market.

MARRET TACTICAL DISTRESSED DEBT FUND – CLASS A (CAD)

As at January 31, 2019

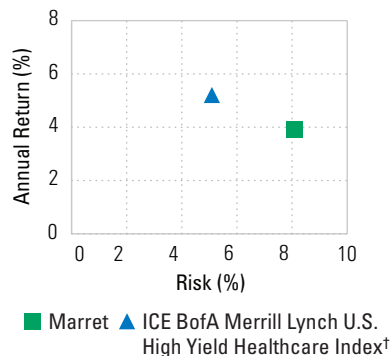


Interest Rate Risk Profile



Source: Marret Asset Management Inc., Bloomberg.
Data pulled as at January 31, 2019.

Annual Risk/Return %²



Source: Marret Asset Management Inc., Bloomberg.
Data pulled as at January 31, 2019.

2. Return and risk (standard deviation of monthly returns) are annually compounded and since inception.

Portfolio Allocations (as at January 31, 2019)

Top Sectors*	(%)	Credit Rating Breakdown	(%)
Healthcare	108.97	AAA	-
Asset Backed	-	AA	-
Automotive	-	A	-
Banking	-	BBB	-
Basic Industry	-	BB	6.28
Capital Goods	-	B	50.50
Commercial Mortgage Backed	-	CCC	43.22
Consumer Goods	-	CC	-
Covered Bonds	-	C	-
Energy	-	D	-
Gvt / Other	(8.97)	NR	-
Total	100.00	Convertibles	-
		Total	100.00

*Calculated as a proportion of gross invested capital excluding cash.

Geographic Distribution	(%)
Canada	30.20
U.S.	53.47
Other	16.32

Top Long & Short Holdings

Long	(%)	Short	(%)
Bausch Health Companies Inc 8.5% 31Jan2027 144A	18.06	Us Treasury N/B 3.375% 15Nov2048	(4.34)
Chs/Community Health Sys 5.125% 01Aug2021	7.81	Community Health Systems Inc	(1.35)
Tenet Healthcare Corp 7% 01Aug2025	6.30		
Mallinckrodt Fin/Sb 5.75% 01Aug2022 144A	5.98		
Teva Pharmaceuticals Ne 3.15% 01Oct2026	2.99		

IMPORTANT DISCLAIMERS. This information has been prepared by Marret Asset Management Inc. (MAMI), is confidential and may not be redistributed. It is for general information purposes only and information is provided in Canadian dollars. It is not intended to provide personal investment advice or solicit sales to the fund. Investors should consult their own professional advisor for specific investment advice tailored to their needs and based on the latest available information.

The portfolio performance provided is for illustrative purposes only and is intended to show the growth of a \$1,000 investment and assumes reinvestment of dividends and capital gains. Fund expenses, including management and performance fees and other expenses, were deducted.

The offering of units of the Fund is made pursuant to its Offering Memorandum only to those investors who meet certain eligibility and minimum purchase requirements. Management and performance fees and expenses, including commissions and trailing commissions all may be associated with investment funds. Eligible investors should read the Fund's Offering Memorandum before investing. Investment funds are not guaranteed, their values change frequently and past performance may not be repeated. The annual compound total returns are presented in Canadian dollars, net of transaction costs, assuming the reinvestment of dividends, interest, and other earnings. The management fee and administration fee associated with Class A is 0.75% and 0.26% (approximately based on 2018 fees) respectively.

†The fund will pursue an opportunistic investment strategy, which has a current focus on the healthcare industry. The ICE BofA Merrill Lynch US High Yield Healthcare Index (HOHL) provides investors with a market backdrop, helping them to frame the fund's performance.

Provided that the fund's mandate enables flexibility on geographies, strategies, and securities, we selected this index as the most representative amongst those available. The index consists of U.S. dollar-denominated below investment grade corporate debt issued in the U.S. market, compared to the Fund which invests in debt issued in both the U.S. and Canadian market.

The comparison presented is intended to illustrate the Fund's historical performance as compared with the historical performance of the ICE BofA Merrill Lynch US High Yield Healthcare Index (HOHL). There are various important differences that may exist between the Fund and the stated index that may affect the performance of each. The objectives and strategies of the Fund result in holdings that do not necessarily reflect the constituents of and their weights within the comparable indices. Indices are unmanaged, and their returns do not include any sales charges or fees. It is not possible to invest directly in market indices.

Certain statements contained in this communication are based in whole or in part on information provided by third parties and MAMI has taken reasonable steps to ensure their accuracy. Market conditions may change which may impact the information contained in this document.

The contents of this piece are intended for informational purposes only and not to be used or construed as an endorsement or recommendation of any entity or security discussed. These investments may not be suitable to the circumstances of an investor. Some conditions apply.

Marret Asset Management Inc. is a partly owned subsidiary of CI Financial Corp. and an affiliate of CI Investments Inc. Publication date: Feb 25, 2019.