

# MARRET ENHANCED TACTICAL FIXED INCOME FUND – CLASS A (CAD)

As at February 29, 2020



## Fundserv Codes

Class A (CAD)	CIG47002
Class A (USD)	CIG47003

## Details

Date of Inception	23-Feb-17
Management Fee	100 bps
Performance fees	0 bps
Subscriptions/ redemptions	Weekly
Total Fund Assets	\$166,850,567.06
NAV per Unit	\$9.8446

## Yield Information\* (%)

Total Long Exposure	73.02
Total Short Exposure	8.32
Net Exposure	64.70
Yield to Maturity	2.38
Yield to Worst	2.30
Current Yield	2.81
Total Duration	0.62

\*Yields noted above are for the total portfolio, including cash at February 29, 2020.

Standard Deviation	0.76
Sharpe Ratio (Rfr = 1.75%)	0.47
% of Positive Months	83.78
Maximum Drawdown	(0.37)
Best Month*	0.85
Worst Month*	(0.22)
Correlation	0.08
Upside Downside Capture	(0.42)

\*Best/worst month is since inception.

## Standard Performance (%)<sup>1</sup>

1 Mth	0.10
3 Mth	0.58
6 Mth	0.77
YTD	0.41
1 Yr	2.17
3 Yr	2.15
5 Yr	N/A
Since Inception	2.17

1. Returns are net of fees, assuming reinvestment of dividends, interest and other earnings. 3-year, 5-year, and since-inception returns are annual compound total returns.

## Investment Objective

The objective of the Fund is to provide absolute returns through interest income and capital gains. The Fund's risk objective is to have very low volatility and positive returns over any twelve month period.

## Investment Strategy

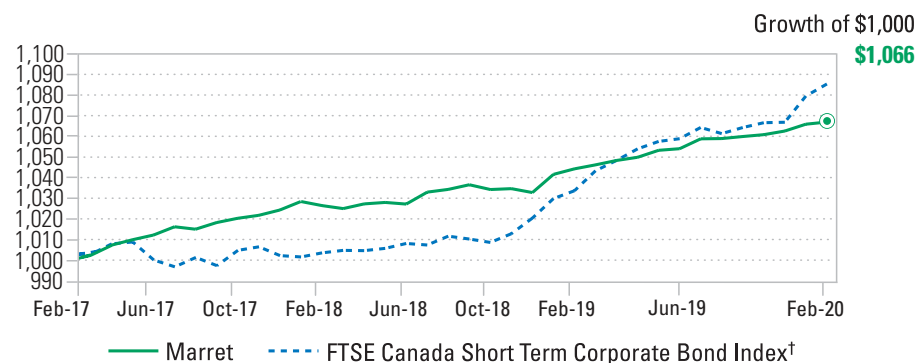
The Fund expects to invest in debt instruments across the credit spectrum including cash, government debt, investment grade corporate debt, high yield corporate debt and credit derivatives.

During periods of weak economic growth and widening credit spreads, the Fund expects the bulk of the investments to be in Government of Canada and US Treasury securities. The fund will also use government debt to hedge the interest rate risk of its corporate debt in order to isolate the credit risk of these holdings. Investment grade corporate securities will be held with the intention of creating interest income and capital gains from narrowing credit spreads. High yield corporate debt securities will be primarily higher quality, very liquid, shorter in duration, and domiciled in the US or Canada, with the intention of creating interest income and capital gains from narrowing credit spreads. One source of narrowing credit spreads may be discounts on new issues. The Fund may also use credit derivatives to hedge credit risk from corporate debt securities in a timely and efficient manner.

## Why Invest

- Experienced Portfolio management team, co-led by Paul Sandhu, with over 60 years of combined experience.
- Risk adjusted returns generated by active portfolio management.
- Highly liquid and diversified portfolio.
- Ability to hedge, including interest rate risk using actively traded credit indices.

## Portfolio Performance (as at February 29, 2020)



## Fund Performance %

	Jan	Feb	Mar	Apr	May	Jun	Jul	Aug	Sep	Oct	Nov	Dec	YTD
2020	0.31	0.10	-	-	-	-	-	-	-	-	-	-	0.41
2019	0.85	0.26	0.19	0.20	0.15	0.32	0.07	0.45	0.01	0.09	0.09	0.17	2.89
2018	0.40	(0.19)	(0.14)	0.22	0.07	(0.08)	0.56	0.13	0.22	(0.22)	0.04	(0.18)	0.83
2017	-	0.10	0.14	0.49	0.26	0.23	0.40	(0.12)	0.32	0.20	0.14	0.25	2.43

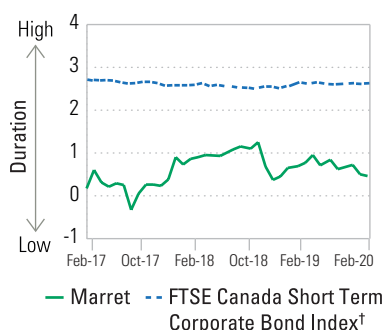
<sup>1</sup>The FTSE Canada Short Term Corporate Bond Index tracks performance of the corporate bonds denominated in Canadian Dollars with maturities of 5 years and under. Provided that the fund's mandate enables flexibility on geographies, strategies, and securities, we selected this index as the most representative amongst those available. Investment grade corporate debt securities in the Fund may be domiciled in Canada, U.S. or Europe (currency hedged from outside of Canada and U.S.), which differs from the index that comprises securities issued in the Canadian market.

# MARRET ENHANCED TACTICAL FIXED INCOME FUND – CLASS A (CAD)

As at February 29, 2020

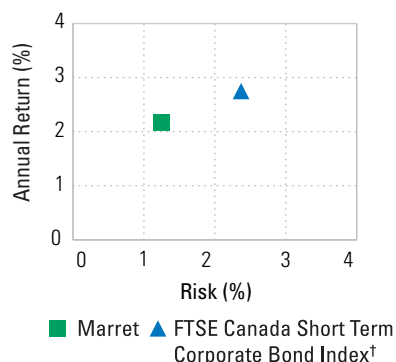


## Interest Rate Risk Profile



Source: Marret Asset Management Inc., FTSE Russell.  
Data pulled as at February 29, 2020.

## Annual Risk/Return %<sup>2</sup>



Source: Marret Asset Management Inc., FTSE Russell.  
Data pulled as at February 29, 2020.

2. Return and risk (standard deviation of monthly returns) are annually compounded and since inception.

## Portfolio Allocations (as at February 29, 2020)

Top Sectors*	(%)	Credit Rating Breakdown	(%)
Healthcare	11.54	AAA	-
Energy	8.65	AA	3.41
Media	8.63	A	4.34
Transportation	7.88	BBB	47.04
Basic Industry	7.39	BB	35.56
Telecommunications	6.91	B	7.04
Automotive	6.86	CCC	1.85
Technology & Electronics	4.51	CC	-
Retail	4.23	C	-
Real Estate	3.65	D	-
Gvt / Other	29.75	NR	0.77
Total	100.00	Convertibles	-
		Total	100.00

Geographic Distribution	(%)
Canada	44.74
U.S.	50.30
Other	4.97

\*Calculated as a proportion of gross invested capital excluding cash.

## Top Long & Short Holdings

Long	(%)	Short	(%)
US Treasury N/B 1.625% 30Jun2021	7.41	iShares Iboxx Investment Gra	(2.19)
Bausch Health Companies Inc 7% 15Mar2024 144A	3.34	US Treasury N/B 1.375% 31Jan2025	(1.03)
US Treasury N/B 2.5% 31Jan2021	2.71	Canadian Government 2.5% 01Jun2024	(0.82)
Charter Comm Opt Llc/Cap 3.579% 23Jul2020	2.60	Canadian Government 1% 01Sep2022	(0.79)
Canadian Government 0.75% 01Sep2020	2.60	US Treasury N/B 1.5% 15Feb2030	(0.75)

**IMPORTANT DISCLAIMERS.** This information has been prepared by Marret Asset Management Inc. (MAMI), is confidential and may not be redistributed. It is for general information purposes only and information is provided in Canadian dollars. It is not intended to provide personal investment advice or solicit sales to the fund. Investors should consult their own professional advisor for specific investment advice tailored to their needs and based on the latest available information.

The portfolio performance provided is for illustrative purposes only and is intended to show the growth of a \$1,000 investment and assumes reinvestment of dividends and capital gains. Fund expenses, including management and performance fees and other expenses, were deducted.

The offering of units of the Fund is made pursuant to its Offering Memorandum only to those investors who meet certain eligibility and minimum purchase requirements. Management and performance fees and expenses, including commissions and trailing commissions all may be associated with investment funds. Eligible investors should read the Fund's Offering Memorandum before investing. Investment funds are not guaranteed, their values change frequently and past performance may not be repeated. The annual compound total returns are presented in Canadian dollars, net of transaction costs, assuming the reinvestment of dividends, interest, and other earnings. The fees and expenses are higher for Class A than for Class F. The management fee and administration fee associated with Class A is 1.00% and 0.04% (approximately based on 2018 fees) respectively, whereas the management fee and administration fee associated with Class F is 0.60% and 0.04% (approximately based on 2018 fees) respectively.

†The FTSE Canada Short Term Corporate Bond Index tracks performance of the corporate

bonds denominated in Canadian Dollars with maturities of 5 years and under. Provided that the fund's mandate enables flexibility on geographies, strategies, and securities, we selected this index as the most representative amongst those available. Investment grade corporate debt securities in the Fund may be domiciled in Canada, U.S. or Europe (currency hedged from outside of Canada and U.S.), which differs from the index that comprises securities issued in the Canadian market.

The comparison presented is intended to illustrate the Fund's historical performance as compared with the historical performance of the FTSE Canada Short Term Corporate Bond Index. There are various important differences that may exist between the Fund and the stated index that may affect the performance of each. The objectives and strategies of the Fund result in holdings that do not necessarily reflect the constituents of and their weights within the comparable indices. Indices are unmanaged, and their returns do not include any sales charges or fees. It is not possible to invest directly in market indices. Certain statements contained in this communication are based in whole or in part on information provided by third parties and MAMI has taken reasonable steps to ensure their accuracy. Market conditions may change which may impact the information contained in this document.

The contents of this piece are intended for informational purposes only and not to be used or construed as an endorsement or recommendation of any entity or security discussed. These investments may not be suitable to the circumstances of an investor. Some conditions apply.

Marret Asset Management Inc. is a partly owned subsidiary of CI Financial Corp. and an affiliate of CI Investments Inc. Publication date: March 16, 2020.