

# MARRET ENHANCED TACTICAL FIXED INCOME FUND – SERIES F (CAD)

As at October 31, 2022



## Fundserv Codes

Series F (CAD)	CIG47000
Series F (USD)	CIG47001

## Details

Date of Inception	28-Nov-14
Management Fee	60 bps
Performance Fees	0 bps
Subscriptions/Redemptions	Daily
Total Fund Assets	\$149,293,882.22
NAV per Unit	\$10.4309

## Yield Information\* (%)

Total Long Exposure	82.38
Total Short Exposure	2.38
Net Exposure	80.01
Yield to Maturity	5.17
Yield to Worst	5.17
Current Yield	3.82
Total Duration	1.96

\*Yields noted above are for the total portfolio, including cash at October 31, 2022.

Standard Deviation	1.64
Sharpe Ratio (Rfr = 0.85%)	0.98
% of Positive Months	73.68
Maximum Drawdown	(3.40)
Best Month**	1.59
Worst Month**	(1.39)

\*\*Best/worst month is since inception.

## Standard Performance (%)<sup>2</sup>

1 Mth	0.19
3 Mth	(1.37)
6 Mth	(1.02)
YTD	(3.22)
1 Yr	(3.00)
3 Yr	0.65
5 Yr	1.33
Since Inception	2.53

<sup>2</sup> Returns are net of fees, assuming reinvestment of dividends, interest and other earnings. 3-year, 5-year, and since-inception returns are annual compound total returns.

## Investment Objective

The objective of the Fund is to provide absolute returns through interest income and capital gains. The Fund's risk objective is to have very low volatility and positive returns over any twelve month period.

## Investment Strategy

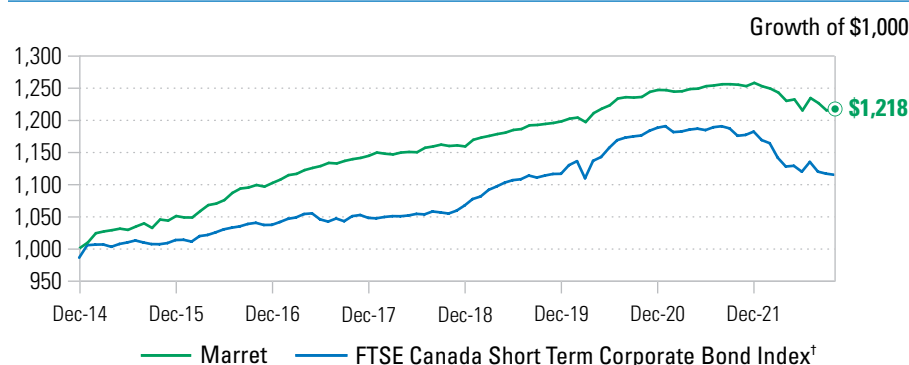
The Fund expects to invest in debt instruments across the credit spectrum including cash, government debt, investment grade corporate debt, high yield corporate debt and credit derivatives.

During periods of weak economic growth and widening credit spreads, the Fund expects the bulk of the investments to be in Government of Canada and U.S. Treasury securities. The fund will also use government debt to hedge the interest rate risk of its corporate debt in order to isolate the credit risk of these holdings. Investment grade corporate securities will be held with the intention of creating interest income and capital gains from narrowing credit spreads. High yield corporate debt securities will be primarily higher quality, very liquid, shorter in duration, and domiciled in the U.S. or Canada, with the intention of creating interest income and capital gains from narrowing credit spreads. One source of narrowing credit spreads may be discounts on new issues. The Fund may also use credit derivatives to hedge credit risk from corporate debt securities in a timely and efficient manner.

## Why Invest

- Experienced Portfolio management team, co-led by Paul Sandhu, with over 60 years of combined experience.
- Risk adjusted returns generated by active portfolio management.
- Highly liquid and diversified portfolio.
- Ability to hedge, including interest rate risk using actively traded credit indices.

## Portfolio Performance (as at October 31, 2022)



Source: Marret Asset Management Inc., FTSE Russell. Data as at October 31, 2022.

## FOR ILLUSTRATIVE PURPOSES ONLY

The Growth of \$1,000 chart is not intended to reflect future values or returns on investment in the portfolio.

## Fund Performance %

	Jan	Feb	Mar	Apr	May	Jun	Jul	Aug	Sep	Oct	Nov	Dec	YTD
2022	(0.42)	(0.29)	(0.49)	(1.04)	0.18	(1.39)	1.59	(0.64)	(0.92)	0.19			(3.22)
2021	(0.02)	(0.19)	0.05	0.28	0.05	0.31	0.09	0.15	0.00	(0.06)	(0.18)	0.41	0.88
2020	0.35	0.14	(0.58)	1.16	0.56	0.43	0.86	0.17	(0.05)	0.08	0.64	0.24	4.07
2019	0.89	0.30	0.22	0.24	0.18	0.36	0.11	0.49	0.05	0.14	0.13	0.21	3.37
2018	0.44	(0.16)	(0.10)	0.26	0.08	(0.04)	0.60	0.18	0.25	(0.18)	0.08	(0.14)	1.26
2017	0.48	0.62	0.18	0.52	0.30	0.26	0.43	(0.08)	0.35	0.24	0.17	0.29	3.83
2016	(0.21)	(0.01)	0.95	0.88	0.22	0.50	1.04	0.62	0.14	0.36	(0.23)	0.52	4.89
2015	0.87	1.43	0.27	0.19	0.23	(0.18)	0.51	0.47	(0.68)	1.26	(0.16)	0.68	4.97

Source: Marret Asset Management Inc. Data as at October 31, 2022.

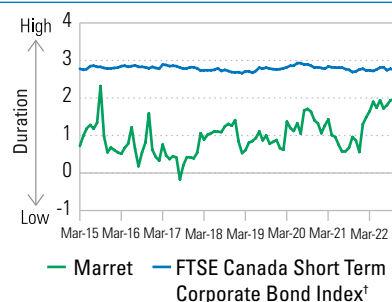
<sup>1</sup>Source: Alternative IQ

# MARRET ENHANCED TACTICAL FIXED INCOME FUND – SERIES F (CAD)

As at October 31, 2022

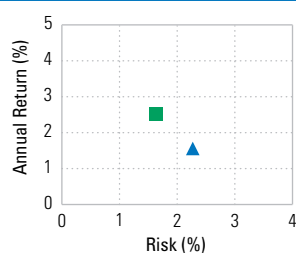


## Interest Rate Risk Profile



Source: Marret Asset Management Inc., FTSE Russell. Data as at October 31, 2022.

## Annual Risk/Return %<sup>3</sup>



Source: Marret Asset Management Inc., FTSE Russell. Data as at October 31, 2022.

<sup>3</sup> Return and risk (standard deviation of monthly returns) are annually compounded and since inception.

## Portfolio Allocations (as at October 31, 2022)

Top Sectors*	(%)	Credit Rating Breakdown	(%)
Media	10.03	AAA	-
Energy	7.53	AA	2.75
Basic Industry	7.44	A	12.94
Banking	6.59	BBB	36.30
Healthcare	6.51	BB	26.97
Real Estate	5.60	B	17.30
Retail	4.78	CCC	1.64
Telecommunications	4.29	CC	-
Capital Goods	3.52	C	-
Leisure	2.72	D	-
Government / Other	40.99	NR	2.10
Total	100.00	Convertibles	-
		Total	100.00

\*Calculated as a proportion of gross invested capital excluding cash

Geographic Distribution	(%)
CA	33.61
U.S.	62.91
Other	3.47

## Top Long & Short Holdings

Long	(%)	Short	(%)
CTB 0% 10Nov2022	3.34	GFL Environmental Inc 4.75% 15Jun2029 144A	(0.28)
US Treasury N/B 4.125% 30Sep2027	2.65	CCO Hldgs LLC/Cap Corp 4.75% 01Feb2032 144A	(0.24)
Tenet Healthcare Corp 4.625% 15Jul2024	2.40	Transdigm Inc 4.875% 01May2029	(0.23)
US Treasury N/B 2.75% 31Jul2027	2.16	CCO Hldgs LLC/Cap Corp 4.75% 01Mar2030 144A	(0.19)
Netflix Inc 3.625% 15Jun2025 144A	1.78	Transdigm Inc 5.5% 15Nov2027	(0.16)

**IMPORTANT DISCLAIMERS.** This information has been prepared by Marret Asset Management Inc. (MAMI), is confidential and may not be redistributed. It is for general information purposes only and information is provided in Canadian dollars. It is not intended to provide personal investment advice or solicit sales to the fund. Investors should consult their own professional advisor for specific investment advice tailored to their needs and based on the latest available information.

The Yield Information reported is representative of the strategy and not any individual client yield. These figures are compiled from third-party sources believed to be reliable, however, care should be taken when relying on these figures as the information is obtained from third party sources that may or may not be verified. All data presented is unaudited. The portfolio performance provided is for illustrative purposes only and is intended to show the growth of a \$1,000 investment and assumes reinvestment of dividends and capital gains. Fund expenses, including management and performance fees and other expenses, were deducted. The annual Canadian Hedge Fund Awards are a quantitative measure, based solely on performance data to June 30<sup>th</sup>, provided to, and tabulated by, Fundata Canada. The annual Canadian Hedge Fund Awards program has a two-fold objective: first, to celebrate the talent and accomplishments in Canada's hedge fund industry and second, to raise awareness of that expertise in the media and among the wider investment community. The offering of units of the Fund is made pursuant to its Offering Memorandum only to those investors who meet certain eligibility and minimum purchase requirements. Management and performance fees and expenses, including commissions and trailing commissions all may be associated with investment funds. Eligible investors should read the Fund's Offering Memorandum before investing. Investment funds are not guaranteed, their values change frequently and past performance may not be repeated. The annual compound total returns are presented in Canadian dollars, net of transaction costs, assuming the reinvestment of dividends, interest, and other earnings. The fees and expenses are higher for Series A than for Series F. The management fee and administration fee associated with Series A is 1.00%

and 0.05% (approximately based on 2022 fees) respectively, whereas the management fee and administration fee associated with Series F is 0.60% and 0.05% (approximately based on 2022 fees) respectively.

<sup>†</sup> The FTSE Canada Short Term Corporate Bond Index tracks performance of the corporate bonds denominated in Canadian Dollars with maturities of 5 years and under. Provided that the fund's mandate enables flexibility on geographies, strategies, and securities, we selected this index as the most representative amongst those available. Investment grade corporate debt securities in the Fund may be domiciled in Canada, U.S. or Europe (currency hedged from outside of Canada and U.S.), which differs from the index that comprises securities issued in the Canadian market.

The comparison presented is intended to illustrate the Fund's historical performance as compared with the historical performance of the FTSE Canada Short Term Corporate Bond Index. There are various important differences that may exist between the Fund and the stated index that may affect the performance of each. The objectives and strategies of the Fund result in holdings that do not necessarily reflect the constituents of and their weights within the comparable indices. Indices are unmanaged, and their returns do not include any sales charges or fees. It is not possible to invest directly in market indices.

Certain statements contained in this communication are based in whole or in part on information provided by third parties and MAMI has taken reasonable steps to ensure their accuracy. Market conditions may change which may impact the information contained in this document.

The contents of this piece are intended for informational purposes only and not to be used or construed as an endorsement or recommendation of any entity or security discussed. These investments may not be suitable to the circumstances of an investor. Some conditions apply.

Marret Asset Management Inc., is a majority owned subsidiary of CI Financial Corp. and an affiliate of CI Global Asset Management. CI Global Asset Management is a registered business name of CI Investments Inc. All other trademarks are the property of their respective owners and are used with permission. Publication date: November 14, 2022.